


MyMonitor New user guide

New redesign of user experience

From January 2026

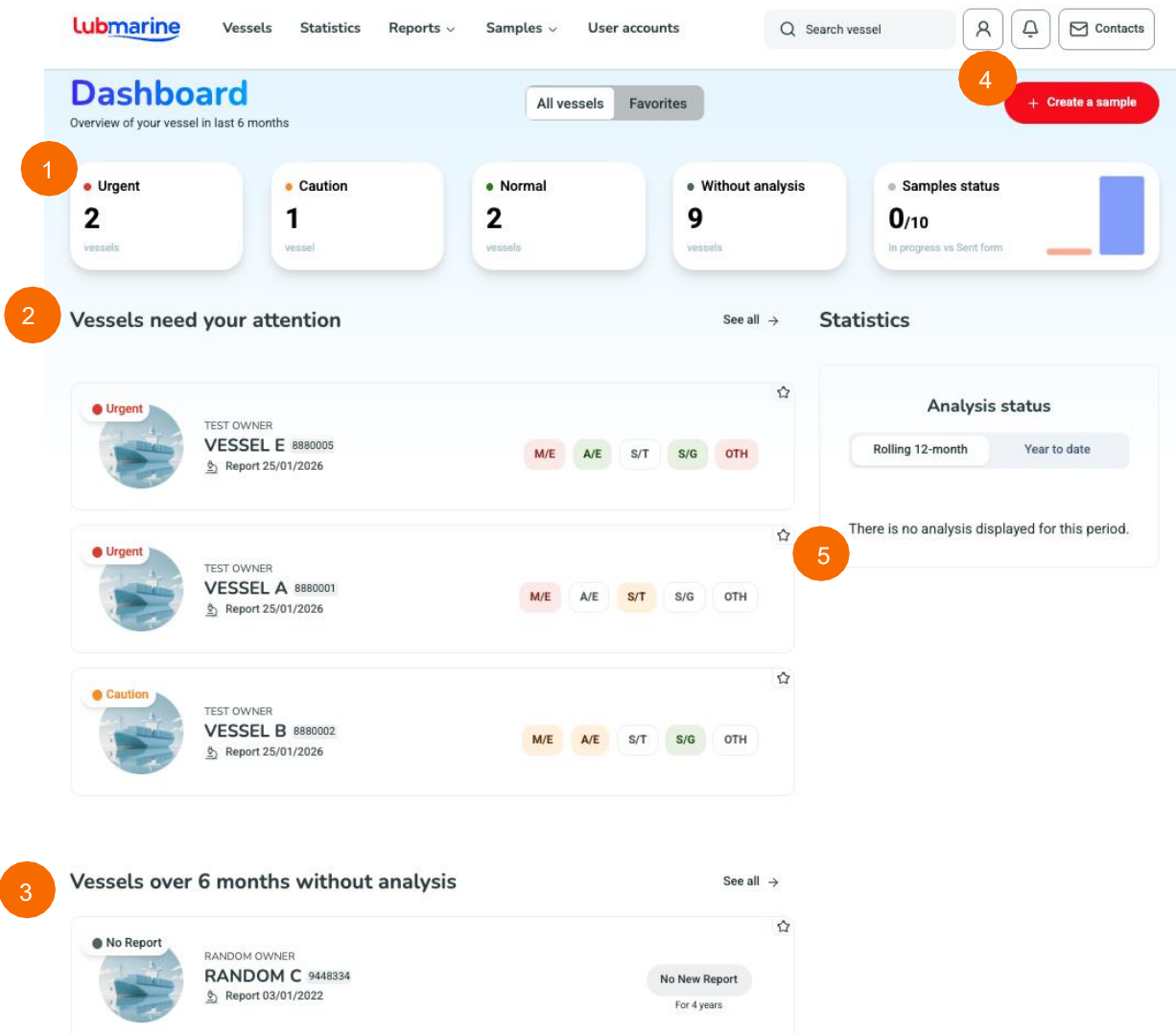

Summary

- 1 Dashboard page
- 2 Vessel page
 - A/ Overview
 - B/ Equipement
 - C/ Analysis Page
- 3 Form : create a sample



1- Dashboard page


This is the new Dashboard Page



- 1 New card with number of vessels which are in urgent, caution, without analysis and also sample status which shows you the sample that are currently sent or in progress
- 2 - Block « Vessel need your attention » means vessel which have some analysis in urgent and caution only
- 3 - Block « Over 6 months without analysis » which refers to vessels that have not received analysis for more than 6 months
- 4 - Possibility to create sample
- 5 - User can add a vessel to their favorites by clicking the star on the vessel card.

2- Vessel page 1/3

This is the new vessel page. It will be sorted by default by newest sample date.



Vessel

All vessels Favorites

Q Search by vessel name, by IMO

14 vessels

Sort Newest report

Normal

TEST OWNER
VESSEL G 8880007
Report 25/01/2026

M/E A/E S/T S/G OTH

Urgent

TEST OWNER
VESSEL E 8880005
Report 25/01/2026

M/E A/E S/T S/G OTH

Normal

TEST OWNER
VESSEL C 8880003
Report 25/01/2026

M/E A/E S/T S/G OTH

Caution

TEST OWNER
VESSEL B 8880002
Report 25/01/2026

M/E A/E S/T S/G OTH

2 FILTERS Reset all

Status

Status count for displayed ships.

☐ Urgent (2)

☐ Caution (1)

☐ Normal (2)

☐ No Report (9)

Vessel

Only with new report

Equipment

Type

All families


Status

All status

+ Add an other type

- 1 The user will have the possibility to sort by newest report date, oldest report date, by alphabetically..
- 2 He can also filter by status, show only new reports, or sort by equipment family by using this new block.
- 3 Possibility to add your vessel in favorites in order to use the toggle and filtered only by your favorites.

2- Vessel page 2/3



Here some examples

1 Example 1: The user has filtered by « Urgent » status and we can see displayed « VESSEL E and VESSEL A ». It is the only one that has an analysis in urgent which belongs to « other equipment » family.

Vessel

All vessels Favorites

Search by vessel name, by IMO

14 vessels

Sort Newest report

Urgent

TEST OWNER
VESSEL E 8880005
Report 25/01/2026

M/E A/E S/T S/G OTH

Urgent

TEST OWNER
VESSEL A 8880001
Report 25/01/2026

M/E A/E S/T S/G OTH

FILTERS

Reset all

Status

Status count for displayed ships.

☒ Urgent (2)

☐ Caution (0)

☐ Normal (0)

☐ No Report (0)

Vessel

Only with new report

Equipment

Type

All families

Status

All status

+ Add an other type

2 Example 2 : The user has filtered by « Oldest report » we can see displayed several vessels with no new report for a while...

Vessel

All vessels Favorites

Search by vessel name, by IMO

14 vessels

Sort Oldest report

No Report

RANDOM OWNER
RANDOM A 9417074
Report 20/01/2026

M/E A/E S/T S/G OTH

No Report

RANDOM OWNER
RANDOM F 9415325
Report 06/12/2023

No New Report
For 2 years

No Report

RANDOM OWNER
RANDOM G 9538907
Report 15/12/2023

No New Report
For 2 years

No Report

RANDOM OWNER
RANDOM E 9629988
Report 24/02/2024

No New Report
For 2 years

FILTERS

Reset all

Status

Status count for displayed ships.

☐ Urgent (2)

☐ Caution (1)

☐ Normal (2)

☐ No Report (9)

Vessel

Only with new report

Equipment

Type


All families

Status

All status

+ Add an other type

2- Vessel page 3/3



Vessel

All vessels Favorites


Q

Search by vessel name, by IMO

14 vessels

Sort Oldest report

Urgent



TEST OWNER

VESEL E 8880005

Report 25/01/2026

M/E

A/E

S/T

S/G

OTH

FILTERS

Reset all

Status

Status count for displayed ships.

☐ Urgent (1)

☐ Caution (0)

☐ Normal (0)

☐ No Report (0)

Vessel

Only with new report

Equipment

Type

Status

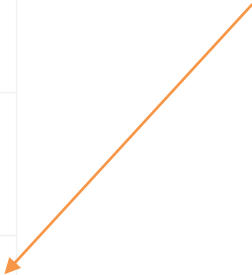
Other Equipment

Urgent

+ Add an other type

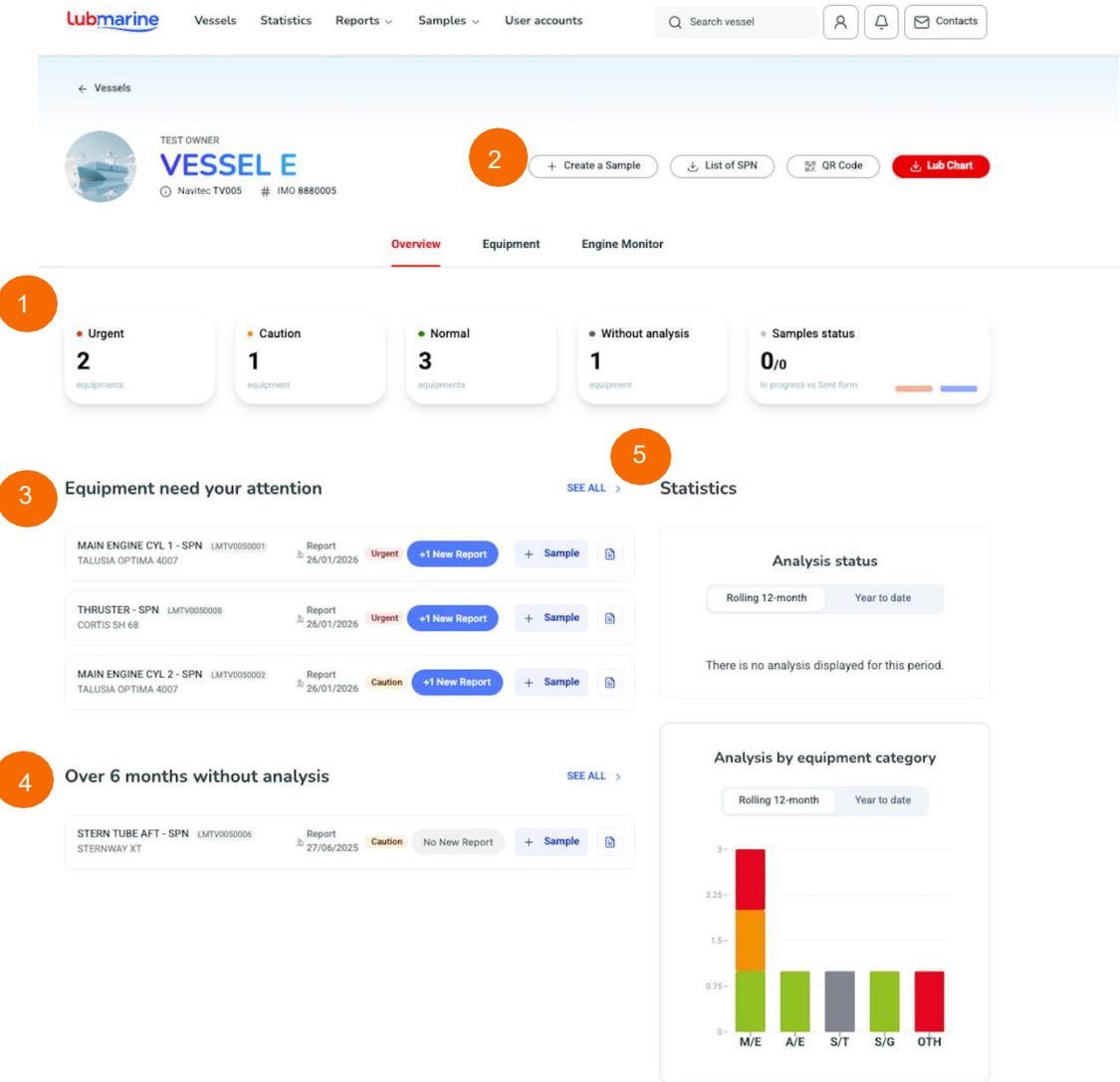

Example 3 : The user has filtered by family equipment « Other equipment » and has chosen the urgent status.

He will see only vessels that have some analyses in urgent in the « Other Equipment » family.



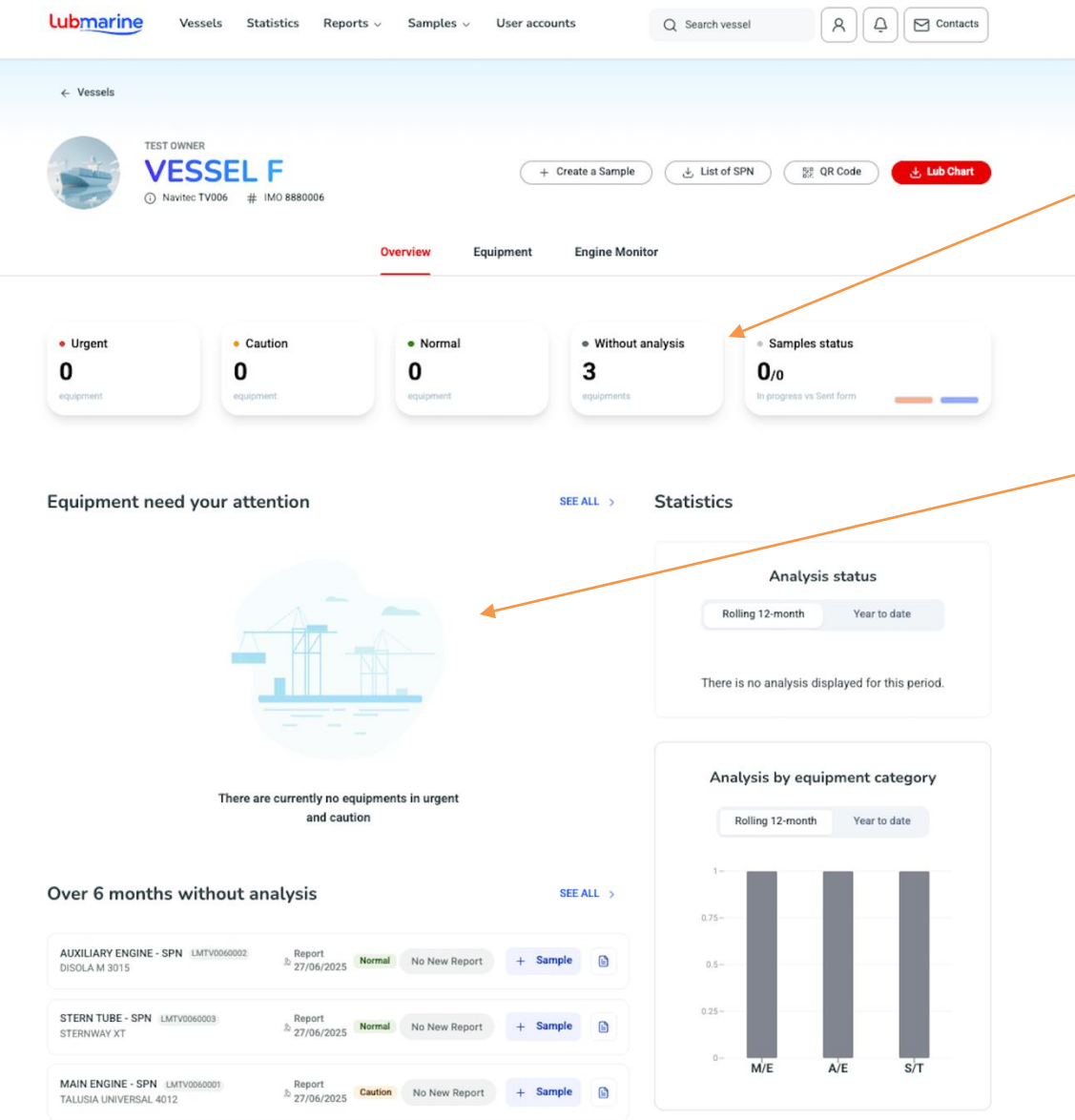

2)A- Vessel page – Overview

On this page you can see an overview of your vessel.



- 1** - Number of equipment with their status and samples which are sent or in progress
- 2** - Possibility to create your sample, download the list of SPN and have them in QR Code
- 3** - Equipment need your attention (Urgent and Caution)
Here you can see all equipment which are some analysis in urgent and caution
- 4** - Equipment without analysis for more than 6 months
Here you can see all Sample points that have not received analysis for more than 6 months..
- 5** - Statistic section :
 - *Analysis status : Total number of reports made during the current year with their statuses for this vessel*
 - *Analysis by equipment category : Number of analyses by equipment category which have been made for this vessel.*

2)A- Vessel page – Overview – No analysis for over 6 months





1 In this case all your analyses are considered as « no status » because the last analyses was performed more than 6 months.

2 Even if you have some analysis in urgent and caution, they will not be displayed in this area because they are more than 6 months old.

You will find all your analyses made in the section « Over 6 months without analysis »

2)B- Vessel page – Equipment page





TEST OWNER

VESSEL F

Navitec TV006 # IMO 8880006

+ Create a Sample

List of SPN

QR Code

Lub Chart

Overview

Equipment

Engine Monitor

Q Search by Equipment name, SPN, Lubricant

1

All equipments

Main Engine

Auxiliary Engine

Stern Tube

2

More filters

Main Engine

MAIN ENGINE - SPN LMTV0060001
TALUSIA UNIVERSAL 4012

Report 27/06/2025 Caution

No New Report

3

+ Sample

Auxiliary Engine

AUXILIARY ENGINE LMTV0060002
DISOLA M 3015

Report 27/06/2025 Normal

No New Report

+ Sample

Stern Tube

STERN TUBE LMTV0060003
STERNWAY XT


Report 27/06/2025 Normal

No New Report

+ Sample

- 1 You have possibility to filter by equipment family.
- 2 You have the possibility to use additional filters for see only sample points that are in urgent for exemple...
- 3 By clicking on the « + » you can create a sample. By clicking on the arrow you will be redirected to analysis page.

2)C- Vessel page – Analysis page



TEST OWNER

VESSEL F

1

Download last report

Close

CARGO COMPRESSOR 2

LM0328934

17.10.2025

03.01.2026

Make: -

Model: -

Date of sampling

03.01.2026

Laboratory

Singapore

Sample N°

12674617

Lubricant used

TOTAL PRIMERIA LPG 150

Affiliate

LUBMARINE-DE

Symptoms

Note levels of contaminants.

URGENT

Comments

Possible cooling system or seawater contamination. SI limits are set according to the customer's own specifications.

Technical data

Date Sampled

03/01/2026

Date Report

22/01/2026

Equipment Life

487

ANALYSIS

Visco @40°C

177.10 mm2/s

Visco @100°C

31.56 mm2/s

Viscosity index

223

Acid Number

0.03 mg KOH/g

Water Content

0.00 %

PQ-index

10

SPECTRO ANALYSIS

Wear

Iron

0 ppm

Chromium

0 ppm

Molybdenum

0 ppm

Copper

0 ppm

Lead

0 ppm

Silver

0 ppm

Tin

0 ppm

Aluminium

0 ppm

Contaminants

Nickel

0 ppm

Vanadium

0 ppm

Silicon

0 ppm

Boron

0 ppm

Sodium

94 ppm

Magnesium

0 ppm

Other metals

Phosphorus

0 ppm

Zinc

0 ppm

Barium

47 ppm

Calcium

5 ppm

3

Download last report

Download CSV report

Send PDF report


1 Customer and vessel name.

2 Sample point name

3 Provide clients with the ability to download the latest report as a CSV and email the PDF report to themselves.

10 |

3)Form create sample 1/2



Step 1 : Vessel

- Select Ship
- Select Sample point

Vessel

2. Sample

3. Oil

Validate

REGISTER A NEW SAMPLE

Vessel condition

Ship

VESSEL F

Sample point

Select a sample point

Cancel

Next →

Step 2 : Sample

- Select sample date
- Select Sample no
- Select Port of Mailing (optional)
- Select purifier (optional)

Vessel

2. Sample

3. Oil

Validate

REGISTER A NEW SAMPLE

Sample

Sample date

03/02/2025

Sample No

03022025

Your sampling number can not exceed 8 characters

Port of Mailing

Zelzate

Purifier (optional)

Before

Back

Next →

Step 3 : Oil condition

- Select oil
- Fill Oil hours, Equipement hours... (optional)

Vessel

2. Sample

3. Oil

Validate

REGISTER A NEW SAMPLE

Oil condition

Oil

TOTAL DISOLA W 15W40

Oil hours (optional)

Equipment hours (optional)

Top up (optional)

Auxiliary blowers


T/C cut out valves

Remarks (optional)

Back

Next →

3)Form create sample 2/2



Step 4 : Validation

Summary before validation and shipment.

☒ Vessel

>

☒ 2. Sample

>

☒ 3. Oil

>

Validate

REGISTER A NEW SAMPLE

Validation

^ Vessel condition

Ship

VESSEL F

Sample point

EMERGENCY GENERATOR (LM02087153)

^ Sample

Sample Date

03/02/2025

Sample No

03022025

Port of Mailing

Zelzate

Purifier

Before

^ Oil condition

Oil

TOTAL DISOLA W 15W40

Auxiliary blowers

Yes

T/C cut out valves

Yes

Remarks

-/-

Back

Send

Step 5 : You will be redirected to the « created registrations » page, where your sample will be displayed.

Lubmarine

Dashboard

Vessels

Statistics

Reports

Samples

User accounts

Contacts

Created registrations

Q

Search Vessel, Customer, LM unit, Sample point info, Sample N°

10 samples created

Vessel/Customer	LM Unit	Sample Point Info	Sampling Date	ID sample	Laboratory	Status	
VESSEL F SLNC	LM02087152	AUX DIESEL GENERATOR NO. 2	03/02/2025	03022025	Belgium	Created	<div></div>

12 |

THANK YOU